

Borrow a Polaroid camera, free*.

Here's your chance to try a Polaroid Pronto Sonar camera for the day. It's one of the simplest cameras in the world to use. Press one button. The camera automatically focuses and delivers a beautiful SX-70 picture instantly.

Use of the camera is free*, you pay only for the film.



Pose for an instant 8x10 portrait.

Have the family pose in authentic 19th century costumes aboard a replica of the Lilly Belle, the official Presidential car of the Disneyland Railroad, for a giant-size color portrait. We'll hand you the picture a minute later.




At the Polaroid Camera Center, Main Street.

*A refundable deposit is also required.

Disneyland®

YOUR SOUVENIR GUIDE FOR 1981



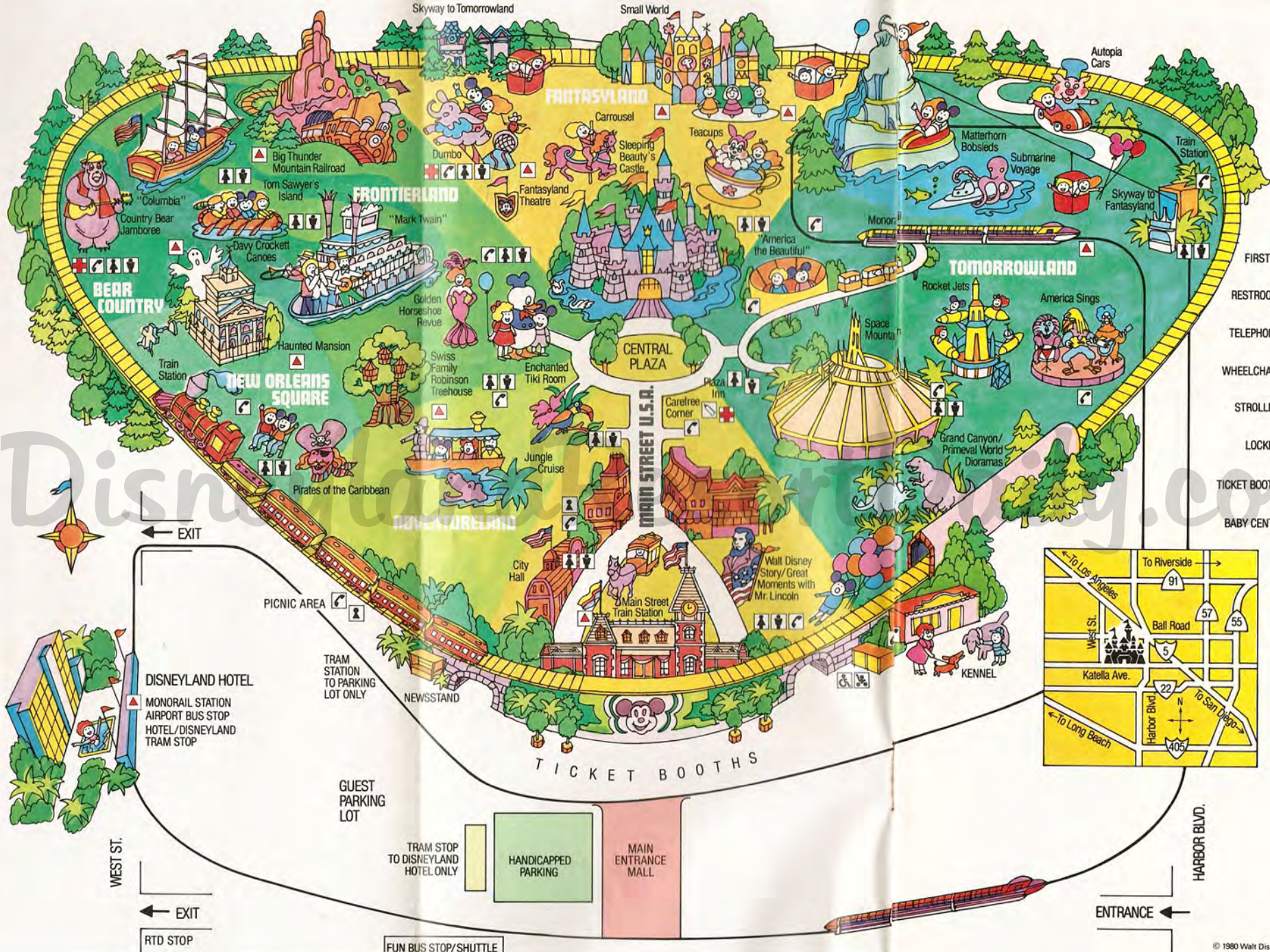
Presented by
Polaroid

Table of Contents

Information	Page
Magic Kingdom Map	1
General Information	2
Tickets	4
Insider's Tips	5
Wheelchair Information	6
Magic Kingdom	
Main Street U.S.A.	7
Adventureland	10
Bear Country	11
New Orleans Square	12
Frontierland	14
Fantasyland	16
Tomorrowland	18

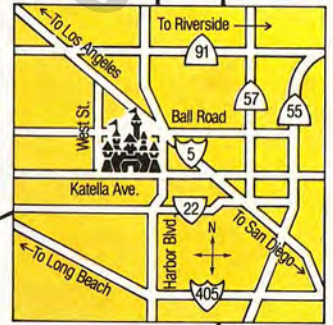


**DISNEYLAND
IS YOUR LAND.**



LEGEND

-  Bear Country and Fantasyland FIRST AID open holidays and summer only.
-  FIRST AID
-  RESTROOMS
-  TELEPHONES
-  WHEELCHAIRS
-  STROLLERS
-  LOCKERS
-  TICKET BOOTHS
-  BABY CENTER



WEST ST.

← EXIT

RTD STOP

GUEST PARKING LOT

TRAM STOP TO DISNEYLAND HOTEL ONLY

HANDICAPPED PARKING

MAIN ENTRANCE MALL

FUN BUS STOP/SHUTTLE

TICKET BOOTHS

ENTRANCE →

HARBOR BLVD.

INFORMATION



PARK OPERATING HOURS:

During the Fall and Winter, Disneyland is normally open from 10 a.m. to 6 p.m., Wednesday through Friday, and from 10:00 a.m. to 7 p.m., Saturday and Sunday. The Park is normally closed Monday and Tuesday except during special holidays.

Disneyland offers extended hours throughout the Summer and on special holidays. We

General information about Disneyland may be obtained at CITY HALL, on Town Square, and at CAREFREE CORNER at the end of Main Street. As you explore the "Happiest Place on Earth," feel free to ask any employee for assistance.

Information about other Southern California recreational attractions and public transportation schedules may be obtained at CAREFREE CORNER.

American Express

Your American Express card is the official credit card of the Magic Kingdom and is accepted in many shops, stores and restaurants.

Baby Center Presented by Gerber

Located between CAREFREE CORNER and the First Aid Center at the end of Main Street. Facilities for preparing formulas, warming bottles, breast feeding and changing infants. Sorry, babysitting is not available.

Banking Services

The Bank of America, located

advise Disneyland guests to phone or write for exact information concerning days open, hours, events and performers scheduled to appear, parade or performance times, ticket prices, etc., while planning a trip to Disneyland. Park hours are subject to change without notice. Contact Disneyland Guest Relations, P. O. Box 3232, Anaheim, California 92803, or phone (714) 999-4565.

on Town Square, provides complete banking facilities from 10 a.m. to 3 p.m. every day Disneyland is open.

Check cashing up to \$10 in cash with proper identification is available after the Bank closes at the Main Street Railroad Station Ticket Booth in Town Square; the Adventureland Ticket Booth near the Jungle Cruise; the Fantasyland Ticket Booth at the base of the Matterhorn.

Most Disneyland shops, stores and restaurants will accept travelers and personal checks, with proper identification, for the amount of purchase only.

Camera Center Presented by Polaroid

All forms of photographic supplies and assistance are available at the Camera Center on Main Street. Guests may use Polaroid's new Pronto "Sonar" automatic focusing camera, or a Polavision movie camera with the purchase of appropriate film and a refundable deposit. Polaroid 8 x 10 portraits, taken in a unique setting, are also available.

First Aid

Registered nurses are on duty at all times in the First Aid Center at the end of East Plaza Street, near the Central Plaza on Main Street, U.S.A.

Guided Tours

Recommended for "first time guests;" the two-and-a-half hour tour begins on Main Street, U.S.A., to the left of CITY HALL, and includes general admission plus seven exciting attractions. Guided Tours may be purchased at Disneyland's Main Gate Ticket Booth: \$11.00 for adults and juniors (12-17), and \$7.00 for children (3-11), subject to availability.

Inside the Park, you may buy a Guided Tour Ticket, minus General Admission, at the Main Street Railroad Station Ticket Booth.

Prices Subject to Change without Notice.

Locker Service Presented by National Car Rental

Facilities for checking purchases and garments are located between the Fire Station and the Emporium on Town Square, Main Street.

Lockers large enough for suitcases are located near the Parking Lot Tram Station, west of Disneyland's Main Gate Ticket Booths.



Lost and Found Presented by National Car Rental

Facilities for lost and found items are furnished between the Fire Station and the Emporium on Town Square, Main Street.

Lost Children

Facilities for the care of lost children are maintained within the First Aid Center at the end of Main Street. Messages for lost persons may be left at CITY HALL on Town Square. The hostesses on duty will assist you.

Mail Service and Postage Stamps

Stamp machines and mail boxes for letters and cards are located throughout Disneyland and at the Hallmark Communication Center on Main Street.

Pet Care

Pets may be left for the entire day at the Pet Kennel to the right of the Main Gate Ticket Booths. Pets are placed in airy, individual enclosures and fed for a nominal fee. Sorry, pets cannot be left overnight.

Picnic Area

Food and beverages cannot be brought into Disneyland, but guests bringing picnic lunches may use picnic facilities located outside the Main Gate, to the left of the Newsstand. Guests leaving the Park to use this area must have their hands stamped to re-enter the Park.

Public Telephones

Located throughout Disneyland. Refer to an area map, or ask any employee.

Rest Rooms

Located throughout Disneyland. Refer to an area map, or ask any employee.

Security Officers

If you need assistance, Disneyland Security Officers can be recognized by their themed area dress.

Strollers and Wheelchairs

Stroller and wheelchair rentals are available inside the Main Gate Turnstiles and to the right.



Tickets

Disneyland Ticket Books for adults, juniors (12-17) and children (3-11) may be pur-

chased at the Main Gate Ticket Booths and the Monorail Station at the Disneyland Hotel.

THE 11 ADVENTURE BOOK includes Park Admission and a selection of attractions shown below:

A	B	C	D	E
		C	D	E
			D	E
				E

1-A 1-B 2-C's 3-D's 4-E's

Adult	(\$14.20 Value)	\$8.50
Junior (12-17)	(\$12.20 Value)	\$7.25
Child (3-11)	(\$9.80 Value)	\$6.75

THE 15 ADVENTURE BOOK includes Park Admission and a selection of attractions shown below:

A	B	C	D	E
	B	C	D	E
		C	D	E
			D	E
				E

1-A 2-B's 3-C's 4-D's 5-E's

Adult	(\$16.60 Value)	\$9.25
Junior (12-17)	(\$14.60 Value)	\$8.00
Child (3-11)	(\$12.10 Value)	\$7.50

A 10-adventure book (1A, 1B, 2C, 3D and 3E) or a 5-adventure book (5E's) may be purchased for \$3.75 at ticket booths inside the Park: Main Street Railroad Station on Town Square; Adventureland, near the Jungle Cruise; New Orleans Square, in front of the Haunted Mansion; entrance to Bear Country; Frontierland, near the "Mark Twain";

Fantasyland, near "It's A Small World" and Fantasyland Theatre; Tomorrowland, near Autopia Cars.

Prices Subject to Change without Notice.



Insiders' Tips on Making Your Visit More Pleasant

These suggestions will help save time, energy and foot-steps while you enjoy all there is to see and do during your visit to Disneyland.

Attractions

No matter what the season, the best time to see Disneyland's most popular "E" attractions is early in the day (before Noon) or just before Park closing. Let the descriptions listed on pages 7-25 help you decide which attractions you wish to see. We suggest you begin with a train trip around the Magic Kingdom, and then pro-



ceed to the attractions of your choice using the inside map as a guide. Your ticket books will enable you to experience a variety of attractions and adventures. And, for your convenience, tickets may be purchased at ticket booths in each of Disneyland's seven theme lands. If waiting lines are long, don't forget to see the free attractions and exhibits, and the many live shows presented each day at Disneyland.

Dining

Disneyland offers a variety of restaurants and refreshment centers, certain to please any taste or appetite! Busy lunch and dinner hours during the summer or holiday periods may be avoided by having an early or late lunch (11:30 AM or 1:30 PM) and dinner (4:30 or 8:00 PM), depending upon Park operating hours.

Shopping

You'll find everything in Disneyland from souvenirs to

antiques. We suggest you shop in the early morning or mid-afternoon to avoid busy "last minute" shopping conditions when the Park is closing. Rather than carry your purchases throughout the entire day, you may wish to check them in our locker facility located between the Fire Station and the Emporium off Town Square on Main Street, U.S.A.

Parades

Disneyland parades are featured throughout the year on Main Street, U.S.A. During our busy Summer Season, you may wish to find a viewing spot one-half hour before the parade begins along the route specified in the daily Park program.

Re-Entry to Disneyland

If you wish to leave Disneyland and return during Park operating hours on the same day, you must have your hand stamped at the exit turnstiles. You may re-enter the parking lot, free of charge, during Park operating hours on the same day if you retain your parking ticket and present it at the Parking Lot Entrance upon your return. Disneyland Hotel guests and visitors, exiting by way of the Disneyland Monorail, must also have their hands stamped as they exit the Monorail to obtain re-entry during Park operating hours on the same day. (Note: Return trip by Monorail will require an "E" ticket.)



Getting Around-A Special Guide for Our Guests in Wheelchairs



Wheelchairs may be accommodated on the following adventures, attractions, free shows and exhibits:

- Main Street, U.S.A.**
- Main Street Cinema **A**
 - The Walt Disney Story featuring "Great Moments with Mr. Lincoln" **FREE**

- Frontierland**
- "Mark Twain Steamboat" **D**
 - Pepsi-Cola Golden Horseshoe Revue (reservations required) **FREE**
 - Shooting Gallery **B**

- Bear Country**
- Country Bear Jamboree **E**

- Fantasyland**
- Fantasyland Theatre **B**

- Tomorrowland**
- America Sings **D**
 - "America the Beautiful" **FREE**
 - Mission to Mars **C**

Guests capable of leaving their wheelchairs may be accompanied on the following adventures and attractions:

- Main Street, U.S.A.**
- Main Street Vehicles **A**

- Adventureland**
- Enchanted Tiki Room **E**
 - Jungle Cruise ★ **E**

- New Orleans Square**
- Pirates of the Caribbean ★ **E**
 - Disneyland Railroad **D**
 - Haunted Mansion **E**

- Frontierland**
- "Columbia" Sailing Ship **D**
 - Mike Fink Keel Boats ★ **C**

- Fantasyland**
- "It's A Small World" ★ **E**
 - Storybook Land Canal Boats ★ **D**
 - Dumbo Flying Elephants ★ **C**
 - Mad Tea Party ★ **C**
 - Casey Jr. Circus Train ★ **B**
 - Motor Boat Cruise ★ **B**

- Tomorrowland**
- Disneyland Monorail **E**
 - Disneyland Railroad **D**
 - Rocket Jets **D**
 - Adventure Thru Inner Space ★ **C**

★ If the handicapped guest is accompanied by only one other person, they may enter the attraction through the exit. If the party is larger than two, the remaining guests are requested to wait in line and join the handicapped guest and escort at the attraction's loading area.

All live entertainment areas, most restaurants and shops can easily accommodate guests in wheelchairs. REST ROOMS are available at Central First Aid (at the end of MAIN STREET, U.S.A.), in TOMORROWLAND (under the Skyway), in ADVENTURELAND (near the Tiki Room), in NEW ORLEANS SQUARE (behind the French Market), in FANTASYLAND (near Alice in Wonderland) and in BEAR COUNTRY (near the train trestle).

SPECIAL PARKING is provided for guests in wheelchairs in the Medical Parking Lot, near the Main Gate Ticket Booths. Inquire at the Parking Lot Entrance.



MAIN STREET USA



NOTE: Attractions, Information and Service Centers, Shops and Restaurants are listed according to their location proceeding North from Disneyland's entrance towards Central Plaza.

Attractions

TICKET

D



Disneyland Railroad

All aboard an old-fashioned steam train for a grand-circle tour of Disneyland, and a visit to the Grand Canyon and Primeval World.

FREE



The Walt Disney Story featuring "Great Moments with Mr. Lincoln" presented by the Gulf Oil Corporation

Browse through a display on the east side of Town Square, showcasing Disney awards, memorabilia and Walt Disney's personal offices, and view an audio-animatronic tribute to our 16th President of the United States.

FREE



Disneyland presents Previews of Coming Attractions

Artists' renderings and models of future developments in the Magic Kingdom, located on Town Square.

NOTE: The following vehicles provide one-way transportation between Town Square and Central Plaza throughout the day for 10¢ or an "A" coupon.

A



Fire Engine
"Answer the alarm" in Disneyland's early-version fire wagon.

A



Horse-Drawn Street Cars
Ride a horse-drawn trolley down a turn-of-the-century avenue.

A



Horseless Carriage
Chug along in a replica of America's classic autos.

A



Omnibus
Take in all the sights on Main Street from atop this old-fashioned, double-decker bus.



Main Street Cinema

Enjoy the greats of the silent screen era.



Penny Arcade

A room full of fun for a penny, nickel, dime or quarter.

Information & Services

Strollers and Wheelchairs

Stroller and wheelchair rentals and souvenirs.

Bank of America

Complete banking services between 10 a.m. and 3 p.m. every day Disneyland is open. Adjacent to the "Walt Disney Story."

Guided Tour Garden

Departure point for guided tours, to the left of City Hall. Adults and Juniors (12-17): \$11.00; Children (3-11): \$7.00. (Subject to availability.)

City Hall

Inquire about general Park information or lost persons on the west side of Town Square.

Storage Lockers and Lost and Found presented by National Car Rental

Carefree Corner

Sign in the Disneyland Guest Book at the northern end of Main Street. Information about Disneyland and Southern California area amusements.

Baby Center presented by Gerber

Facilities for preparing formulas, changing infants, warming bottles and breastfeeding. Adjacent to Carefree Corner.

First Aid and Lost Children.

Registered nurse on duty at all times.

Shops

Souvenir Stands

Located on either side of Main Street, near the Train Station.

The West Side of Main Street:

Emporium

Large selection of decorative gifts, toys, dolls, souvenirs, men's, women's and children's apparel.

Arribas Brothers Glassblowers

Variety of glass items created before your eyes (Inside Main Street Arcade).

Story Book Shop presented by Western Publishing Company

Wide selection of Walt Disney books and records.

Disneyana Shop

Disney collectibles featuring items from the Disney archives.

Candle Shop

Unique selection of candles.

New Century Clock and Watch Shop presented by Elgin Time Products

A complete selection of Elgin watches and clocks, includ-

ing Mickey Mouse and other Disney characters.

Candy Palace

A paradise for candy lovers.

The East Side of Main Street:

Mad Hatter Shop

Colorful variety of unique Disneyland hats.

Magic Shop

Unusual tricks, masks and gadgets.

Tobacco Shop

World-wide tobacco and smoking accessories.

"Rings 'N' Things"

Fine jewelry and costume pieces.

Market House presented by Del Monte and Sun Giant

Old fashioned general store featuring Del Monte products, displays, cider, hot coffee and Sun Giant natural food snacks.

Flower Market

Small plants, unusual man-made flowers.

Hallmark Communication Center

Hallmark greeting cards, party packs and stationery items.

Camera Center presented by Polaroid

Polaroid film, cameras, accessories and cameras-for-loan. Variety of other cameras and film brands available. Rental of still and movie cameras.

Cam-

era Service Counter for minor repairs. Polaroid instant 8x10 portrait studio.

Arribas Brothers Crystal Arts

Fine hand-cut glass artware, special engraving and monogramming.

Silhouette Studio

Silhouettes while you wait. Frames available.

China Closet

Decorative gifts and accessories in ceramic and glass.

Restaurants & Refreshments

Various Main Street locations:

Orville Redenbacher Gourmet Popping Corn

The West Side of Main Street:

Carnation Ice Cream Parlor

Table service. Breakfast served until 11:30 a.m. Sandwiches, natural food specialties, soups, salads and ice cream desserts.

Sunkist Citrus House

Fresh orange juice, lemonade, lemon tarts, frozen juice and yogurt bars.

Coca-Cola Refreshment Corner

Coca-Cola, hot dogs and snacks.

Plaza Pavilion

Buffeteria service. Hot entrees and sandwiches, salads and desserts. Open holiday periods and Summer Season only.

Carnation Plaza Gardens


Hamburgers, hot dogs, sundaes, ice cream cones, soft yogurt cones and sundaes.

The East Side of Main Street:

The American Egg House presented by the American Egg Board

Table service. Omelets, sandwiches, salads and desserts.

Plaza Inn and Plaza Terrace

Buffeteria service. A variety of hot entrees and sandwiches, salads and desserts. Table service on Plaza Terrace during Summer months. 





NOTE: Attractions, Shops and Restaurants are listed according to their East to West location.

Attractions

TICKET

E



Enchanted Tiki Room presented by Dole Pineapple
Take part in a musical luau where the birds, flowers and tropical tikis entertain.

E



Jungle Cruise

Board an explorer's launch to venture down dangerous tropical rivers and penetrate the jungle.

B



Big Game Shooting Gallery

Prepare for an African safari by perfecting your marksman-ship.

B



Swiss Family Treehouse

Explore the tree-top home built by an ingenious ship-

wrecked family, and enjoy an aerial view of Disneyland.

Shops

Adventureland Bazaar

Exotic gifts, jewelry and decorative items. Men's and women's apparel.

Tropical Imports

Hats, bags, shells and unique gifts from the tropics.

Guatemalan Weavers

Clothing and jewelry from Guatemala.

Restaurants & Snack Centers


Tiki Juice Bar presented by Dole Pineapple

Dole Pineapple Juice and fresh pineapple spears to refresh you near the Enchanted Tiki Room.

Tahitian Terrace presented by Kikkoman Int. Inc.

Table service. Polynesian specialties for lunch and dinner: Teriyaki steak, exotic salads, and desserts. Holiday periods and Summer Season only.

Sunkist "I Presume"

Fresh orange juice, lemonade, jungle juleps, coffee, donuts and hot dogs. 



NOTE: Attractions, Shops and Restaurants are listed according to their East to West location.



Attractions

TICKET

D



Davy Crockett's Explorer Canoes (closed at dusk)

Paddle your own canoe on the Rivers of America with an explorer scout.

E



Country Bear Jamboree presented by Wonder Bread

A foot-stompin', knee-slappin', country-western revue featuring a cast of 18 un-bear-able bear-itones.

Teddi Barra Swingin' Arcade
Frontier fun for a nickel, dime or quarter.

Shops

Indian Trading Post

Indian arts and crafts, including a large selection of turquoise jewelry.

Wilderness Outpost


Old-time, "country store" goods, Black Hills gold and Gold Nugget jewelry.


Food & Refreshments

Hungry Bear Restaurant presented by Wonder Bread

Hot dogs, hamburgers, salads and desserts to satisfy wilderness appetites.

Mile Long Bar

Hot dogs, hot pretzels, hot apple cider and other snacks. 



NEW ORLEANS SQUARE



NOTE: Attractions, Shops and Restaurants are listed according to their East to West location.

Attractions

TICKET

E



Pirates of the Caribbean

Sail with a motley crew for the wildest adventure ever to rock the Spanish Main.

D



Disneyland Railroad

Disembark in Tomorrowland, at the Main Street Station, or ride "round trip."

E



Haunted Mansion

Join the 999 "happy haunts" in this frightfully funny adventure.



Laffite's Silver Shop

Wide selection of jewelry and silver items for the home and personal use.

Arribas Brothers Crystal d'Orleans

Fine crystal pieces and glassware with engraving available.

Le Gourmet

Unique cooking and serving accessories, exotic spices, and cookbooks for the connoisseur.

La Boutique d'Or

All that glitters is gold among this fine selection of jewelry, accessories and objects d'art.

Mlle. Antoinette's Parfumerie

Fine perfumes and the services of a perfumer to blend unique individual fragrances.

Marche Aux Fleurs, Sacs et Modes

Hats for many moods, hand bags for many outfits. Film and cigarettes also available.

Candy Cart

Wide selection of specialty candies.

Restaurants & Refreshments

Royal Street Veranda

"Set awhile" and enjoy fruit punch, frozen bananas and fritters.

Cafe Orleans

Table service. Sandwiches, salads, ice cream desserts and pastries.

The Blue Bayou Restaurant

Table service for lunch and dinner. Seafood, chicken and beef entrees, Monte Cristo Sandwiches, salads and desserts.

Mint Julep Bar

Fritters, ice cream bars, non-alcoholic mint juleps and lemonade.

The French Market

Buffeteria service for lunch and dinner. Southern style entrees, salads, hot sandwiches and desserts. 🐭


Shops

One-Of-A-Kind Antiques

Choice antiques, reproductions and rare gifts for the most discriminating collector.

Pieces of Eight

A veritable treasure chest of pirates' plunder! Decorative gifts and toys.





FRONTIER LAND

NOTE: Attractions, Shops and Restaurants are listed according to their East to West location.

Attractions

TICKET

B



Shooting Gallery

Test your sharpshooting skills before exploring the frontier.

FREE



Pepsi Cola's Golden Horseshoe Revue

Dancing girls, Slue Foot Sue

and Pecos Bill bring the old West to life in a rip-roarin' stage show. Reservations made on a first come, first served basis for the same day. Pepsi, chips and cold sandwiches available.

E



Big Thunder Mountain Railroad

Ride out the storm on this reckless, runaway mine train adventure, as Big Thunder strikes!

D



"Mark Twain" Steamboat

Board a steam-powered stern-wheeler and cruise the Rivers of America, back to the era when "cotton was king."

D



Sailing Ship "Columbia"

Cruise on a replica of the first American sailing ship to circle the globe. Holiday periods only.

D



Rafts to Tom Sawyer Island (closed at dusk)

Explore Tom Sawyer Island with its many caves and Fort Wilderness.

C



Mike Fink Keel Boats

Survey the wilds of the frontier during a back woods water journey.

Shops

Big Thunder Photo Trail presented by Polaroid

Dress-up in our western garb and have your picture snapped for a Polaroid keepsake. (Holidays, weekends and summer season only; closed at dusk.)

Frontier Trading Post

Western apparel, jewelry and gifts.

Davy Crockett Arcade

Includes FRONTIERLAND HATS; FRONTIER LEATHER SHOP; FRONTIER ROCK SHOP; MEXICAN VILLAGE; assorted frontier gifts.

Pendleton Woolen Mills Store

A complete selection of Pendleton woolens, yardage and accessories.

Frontierland Camera Shop

Polaroid film and cameras, plus an assortment of other film and photographic items.

Food & Refreshments

Casa de Fritos presented by Frito-Lay, Inc.

Buffeteria service, featuring Mexican food specialties.

Pepsi Cola's Golden Horseshoe Revue

Cold sandwiches, chips and beverages (show reservations made on a first come, first served basis for the same day).

Stage Door Cafe presented by Pepsi Cola

Hamburgers, hot dogs, chili beans and brownies.

Wheelhouse*

Hamburgers, hot dogs, ice cream desserts.

Delta Banjo*

Orange Iced and chips.

Oscar Mayer River Belle Terrace

Buffeteria service, serving pancakes, waffles, bacon and eggs, lunch and dinner items.

Fort Wilderness Snack Bar

Apple cider, snacks and beverages on Tom Sawyer Island.

Fishing Pier Snack Stand*

Beverages and quick energy snacks on Tom Sawyer Island.

* Holiday periods and Summer Season only.

Fantasy Land



NOTE: Attractions, Shops and Restaurants are listed in a clockwise direction from Sleeping Beauty Castle.

Attractions

TICKET

Sleeping Beauty Castle

Diorama scenes inside the castle tell the story of Sleeping Beauty.

C



Snow White's Adventures

(Scary)
Travel through the Dark Forest, to the Seven Dwarfs' Diamond Mine.

B



Fantasyland Theatre

Enjoy a Disney Cartoon Film Festival featuring Mickey, Minnie, Goofy and the Gang!

C



Dumbo's Flying Elephants

Soar with Dumbo, high over Fantasyland.

D



Skyway to Tomorrowland

Take a one-way journey and enjoy an aerial view of the Magic Kingdom.

B



Casey Jr. Circus Train

Hop aboard the little train who "knew he could" and travel through scenic Storybook Land.

D



Storybook Land Canal Boats

View a miniature world of Classic Fairy Tales.

E



"It's A Small World" presented by Bank of America

Join enchanting children from around the world for the happiest cruise that ever sailed.

B



Motor Boat Cruise

Pilot your motorboat through tricky currents and rapids.

C



Fantasyland Autopia

Youngsters of all ages can navigate these freeways of the future.

E



Matterhorn Bobsleds

Race through icy caverns towards an encounter with the Abominable Snowman!

B



Alice in Wonderland

Re-live the fantastic adventures of Alice.

C



Mr. Toad's Wild Ride

Come along for a reckless joyride from Toad Hall to Old London.

C



Peter Pan Flight

Fly over moonlit London to Never-Never Land aboard a pirate galleon.

A



King Arthur Carousel

Travel to the land of fantasy astride one of 72 prancing white steeds.

C



Mad Tea Party

Whirl and twirl in the Mad Hatter's wildly spinning cups and saucers.

Shops

Arts and Crafts

Featuring unusual clocks and decorative items from Europe.

Arribas Brothers Glassblowers

Watch the glassblowers at work and browse among their wares.

Tinkerbell Toy Shop

Dolls and toys to delight all ages, and Disneyland Character clothing for children.

Fantasy Gift Fair

Disney toys, books and games.

Caricatures

Artists create your caricature in minutes near "It's A Small World."

Small World Souvenirs

Unique gifts from many lands.

Souvenir Stand

Gifts, momentos and film, including Polaroid.

Mad Hatter Shop

Colorful variety of Disneyland and other unique hats. Your name embroidered free.

Merlin's Magic Shop

Magic supplies, tricks and expert demonstrations in a medieval setting.

Castle Candy Shoppe

A variety of unusual candies.



Food & Refreshments

Fantasyland Juice Bar


Featuring hot and cold beverages, frozen juice bars and chips.

Captain Hook's Galley

Hot and cold sandwiches, salads and desserts.

Character Food Stand

Hamburgers, hot dogs and snacks, near Mr. Toad's Wild Ride. 🍌



NOTE: Attractions, Shops and Restaurants are listed counterclockwise from the entrance to Tomorrowland.

Attractions

TICKET

C



Adventure thru Inner Space
Discover the world of the atom during this thrilling journey.



Starcade
Shoot for the stars in games of skill and chance.

E



Space Mountain
Penetrate super space for a high-speed adventure to the outer reaches of the universe.

C



Mission to Mars presented by McDonnell Douglas
Journey to Mars and visit Mission Control.

D



America Sings presented by Del Monte
Hop aboard a musical car-



rousel theatre for an American musical revue.

D



Skyway to Fantasyland
Up and away for a one-way, "bird's eye" view of Disneyland's Magic Kingdom.

D



Disneyland Railroad

Ride from the station in Tomorrowland, past the Grand Canyon and Primeval World Dioramas. Disembark at Main Street or New Orleans Square, or ride "round trip."

C



Tomorrowland Autopia
Skilled drivers take the wheel for a scenic drive through the roads of Tomorrowland.

E



Submarine Voyage
Journey through "liquid space" on an exciting cruise to the North Pole.

E



Disneyland Monorail System
Travel high above Disneyland, to the Disneyland Hotel and back, on the transportation system of tomorrow.

D



PeopleMover presented by Goodyear
Take a leisurely tour of Tomorrowland and experience the Superspeed Tunnel.

D



Rocket Jets
Pilot your own space craft to

optimum speed, high above Tomorrowland.

FREE



"America the Beautiful" presented by the Bell System
Travel through the magic of Circle-Vision 360 to glimpse the scenic and historic wonders of our 50 United States.

Shops

The Character Shop
Wide selection of Disneyland souvenirs, clothing and merchandise. Polaroid and additional types of film available.

"Mod" Hatter Shop
Colorful variety of Disneyland and other unique hats. Your name embroidered free.

Souvenir Stand
Large selection of Disney mementos.

Food & Refreshments

The Space Place
Chicken, fish and super hot dogs with fries-in-a-basket, chicken sandwiches, salads and soft ice cream. Open Summer and holidays.

Coca-Cola Tomorrowland Terrace
Hamburgers, hot dogs, chicken, salads, sandwiches, pizzas and desserts.

Lunching Pad
Space mist punch, sandwiches, popcorn and snacks. Open week-ends, Summer and holidays. 🍌



PHOTO TIPS



TIPS FOR BETTER DISNEYLAND PICTURES

Before You Shoot

1. Make sure your camera is clean. Clean the lens by first blowing off the dust, then moistening and wiping gently with a soft tissue. Clean the inside of the camera by blowing out any dust; wipe the picture-taking rollers of instant cameras.

2. Make sure your film is fresh. The expiration date is stamped on the box.

3. Check the batteries and battery contacts, a large cause of picture-taking failure. (Note: This is not necessary in Polaroid SX-70, Pronto and One-Step cameras because a fresh

battery is contained in each SX-70 film pack.)

4. If you think your camera isn't working properly, don't waste film or flash. Visit the Polaroid Camera Center, Main Street, U.S.A., for advice and/or the free loan of a Polaroid Pronto "Sonar" automatic focusing camera.

When You Shoot

1. Stand so that the light falling on the subject comes from behind you, or from the side. Remember, if the sun is shining in your eyes (and the camera's electric eye) the scene will probably come out too dark in your picture.

Take good scenics by keeping them clean and simple... include something in the foreground for interest and dimension.



Let action help make your pictures interesting. And remember to use flash when trying to stop action, or anytime the light is dim.

2. When in doubt about the light, use flash* keeping in mind the maximum flash range of the camera. With some cameras (Polaroid SX-70 type cameras, for example), you can automatically blend flash with daylight to soften deep shadows and improve pictures made in the shade or against the light.

3. Don't attempt a picture closer than about 4', or a flash picture farther than about 12', except with 35mm and SX-70 cameras.

4. Try to fill the viewfinder with as much of the subject as possible. The larger the subject, the more interesting your picture will be!

5. Keep the background simple. Try to avoid distracting objects in the foreground and background objects that appear to "grow out" of the subject.

6. Hold the camera steady. Gently squeeze the shutter button; do not "punch" the button.

*Flash photography is not permitted inside any indoor attraction at Disneyland, except "It's A Small World."

Keep the background simple and complementary. For flash pictures avoid excessively dark or distant background.

More picture and movie-making help—as well as film, flash and free Polaroid cameras on loan—is available from the Polaroid Camera Center, Main Street, U.S.A.



Move in for good people pictures. Details and expressions will be sharper and clearer.

TIPS FOR BETTER DISNEYLAND MOVIES

1. Check the batteries in your camera. If you are going to film more than one cassette, it's good to have spare batteries with you.

2. You can create more interesting movies by thinking of a "theme" in advance—"A Tour Down Main Street, U.S.A.," for example. With planning, you'll find the three-minute average cassette length just about right.

3. Shoot with the sun behind you or to your side. If you shoot

into the sun, you'll probably fool the camera's electric eye and the scene will end up too dark.

4. Try to have all your subject matter lit evenly. Otherwise, very bright or dark areas may fool the electric eye and result in an over or under exposed scene.

5. Use the zoom lens sparingly and only when it contributes to a scene. Too much zooming in and out will be distracting to your viewers.

6. Move the camera sideways (panning) very slowly (about half as fast as you're inclined). If you pan too fast, your movie will appear blurred.

7. Shoot each scene for at least 5 seconds. Be sure to include



"establishing shots" (overall views, signs, etc.) as well as family action.

8. If you are using a Polaroid instant movie camera, be sure to take your cassette to the Polaroid Camera Center where you can view the movies you took today on the spot.

(If you don't have a Polaroid camera, see the back cover for details on the Camera Shop's free trial offer.)